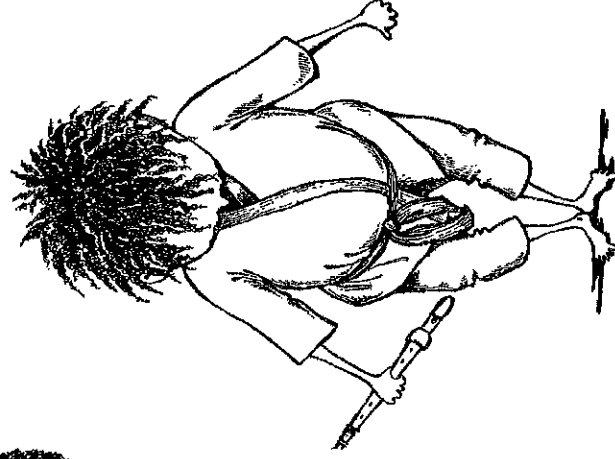
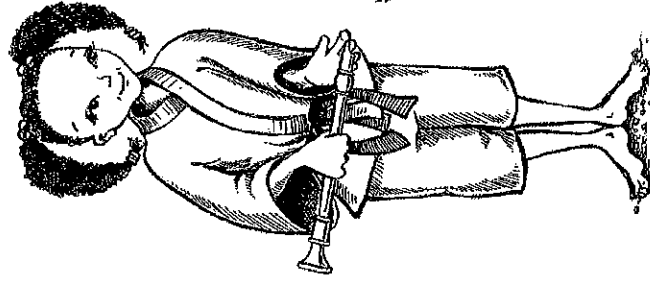


# Recorder Karate



**A HIGHLY MOTIVATIONAL METHOD FOR YOUNG PLAYERS BY SAEB PHILIPAK**

**LEVEL 2**

# Steps to Earn a Belt

- ✓ Each new piece introduces a new note, new rhythm or a new musical term. Check the bottom of the page for new information.
- ✓ Look for the new notes, rhythm, or musical term in the piece of music.
- ✓ Clap and count the rhythm using syllables (1 & 2 & 3 & 4 & etc.)
- ✓ Clap and speak the note names (B-A-G, etc.) in rhythm.
- ✓ “Chinger” (finger the notes with the recorder on your chin) and say or sing the note names in rhythm.
- ✓ Play the notes in rhythm. Start slow and increase in speed later.
- ✓ Play for your belt ONLY after you have learned the piece.
- ✓ I use the following grading rubric. You must get a 5, 4 or 3 to earn your belt.

Grade	Description
5	Plays with very few mistakes and good tone & rhythm
4	Plays with a few mistakes in pitches or rhythm
3	Plays with several mistakes in pitches or rhythm
2	Plays with many mistakes in pitches or rhythm
1	Plays with many mistakes in pitches or rhythm, poor tone, many starts and stops, and/or seems very unsure of fingerings.

# Recorder Karate

**White**

COTTON EYED JOE

GAB

**Yellow**

MY RECORDER BAG

GAB

**Orange**

IT'S RAINING

EGA

**Green**

GOOD KING WENCESLAS

DEF#GABCD

**Purple**

MARY HAD A LITTLE LAMB

FGA C'

**Blue**

SKIP TO MY LOU

EFGAB<sup>b</sup>C'D'

**Red**

SIDEWALKS OF NEW YORK

DEF#GC'D'

**Brown**

O COME ALL YE FAITHFUL

DEF#GABC'D'

**Black**

GOD BLESS AMERICA

CDEFGAB<sup>b</sup>C'D'


# Cotton Eyed Joe

*White Belt*

*Level 2*

American Folk Song

Recorder



Where did you come from? Where did you go? Where did you come from Cot ton Eyed Joe? Where did you come from? Where did you go? Where did you come from, Cot ton Eyed Joe? If it had n't been for Cot ton Eyed Joe, I'd been mar ried long time a go!

New notes:

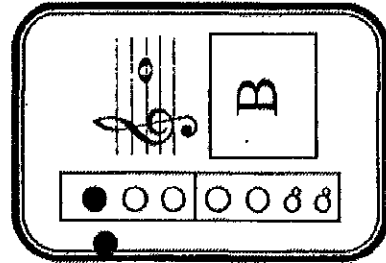


Diagram showing the fingering for note B on a recorder. The left hand has the thumb on the bottom hole and the index, middle, and ring fingers on the top three holes. The right hand has the index, middle, and ring fingers on the top three holes. The label 'B' is shown in a box above the diagram.

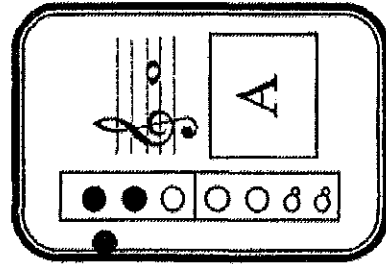


Diagram showing the fingering for note A on a recorder. The left hand has the thumb on the bottom hole and the index, middle, and ring fingers on the top three holes. The right hand has the index, middle, and ring fingers on the top three holes. The label 'A' is shown in a box above the diagram.

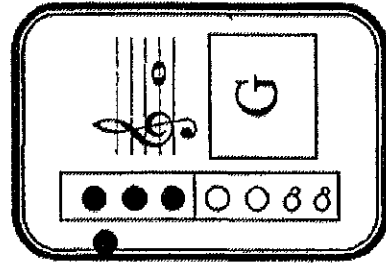


Diagram showing the fingering for note G on a recorder. The left hand has the thumb on the bottom hole and the index, middle, and ring fingers on the top three holes. The right hand has the index, middle, and ring fingers on the top three holes. The label 'G' is shown in a box above the diagram.

# My Recorder BAG

*Yellow Belt*

*Level 2*

Patel

Recorder

This lit tie tune was made for you to read!

B B A A G

B B A A G

G A B

Detailed description: The image shows a single staff of music for a recorder. The key signature is one flat (B-flat) and the time signature is 4/4. The melody consists of quarter and eighth notes. The lyrics are: 'This lit tie tune was made for you to read!'. Below the staff, the notes are labeled with letters: B, B, A, A, G, B, B, A, A, G, G, A, B.

Recorder

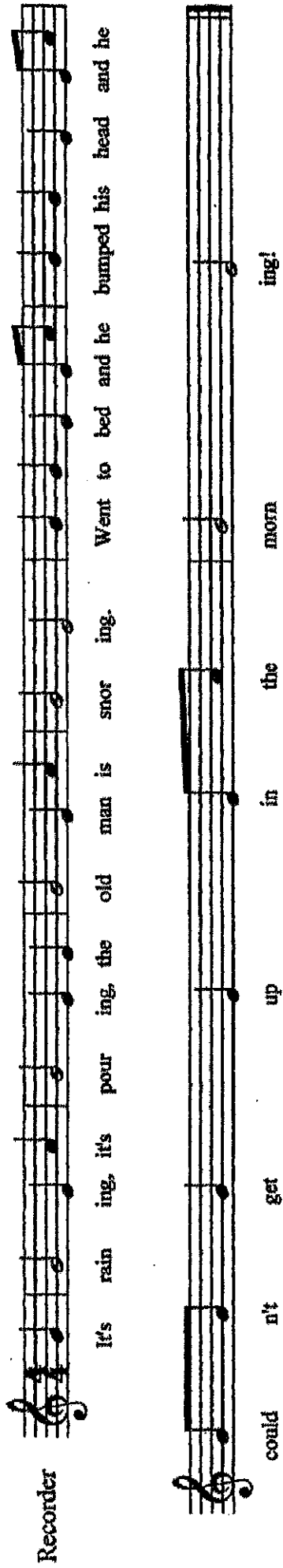
# It's Raining

Orange Belt

Level 2

Traditional

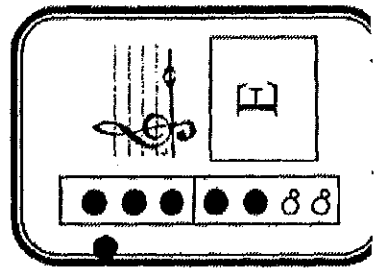
Recorder



It's rain ing, it's pour ing, the old man is snor ing. Went to bed and he bumped his head and he could n't get up in the morn ing!

Detailed description: This block contains two staves of musical notation for a recorder. The first staff is a single line of music with lyrics underneath. The second staff is a single line of music with lyrics underneath. The notes are simple, consisting of quarter and eighth notes, suitable for a Level 2 recorder player.

New note:



# Good King Wenceslas

## Green Belt

### Level 2

English Christmas Carol

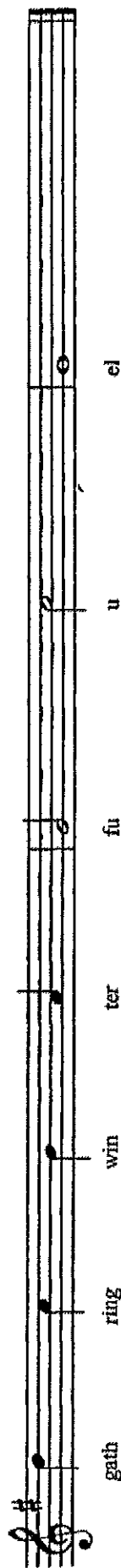
Recorder



Good King Wenceslas looked out on the Feast of Stephen. When the snow lay round about, deep and fast and




e ven. Bright ly shone the moon that night, though the frost was cruel. When a poor man came in sight,



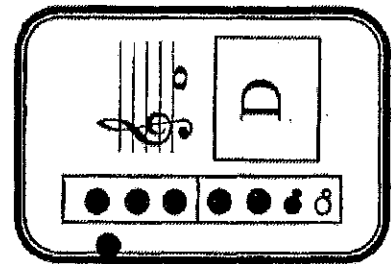
gath ering win ter fu el

New Notes:

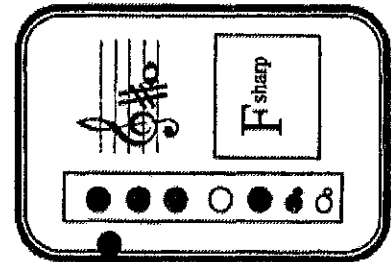


**Key Signature**

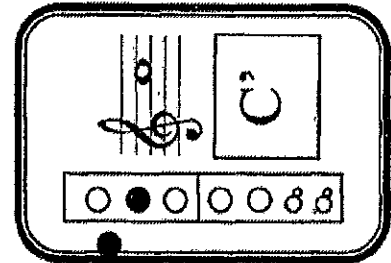
The sharp sign on the "F" line tells you that every "F" in the piece of music is F-sharp.



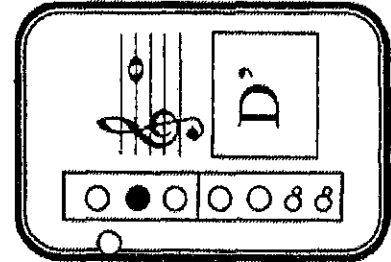
D



F<sup>sharp</sup>



C




D

# Mary Had A Little Lamb

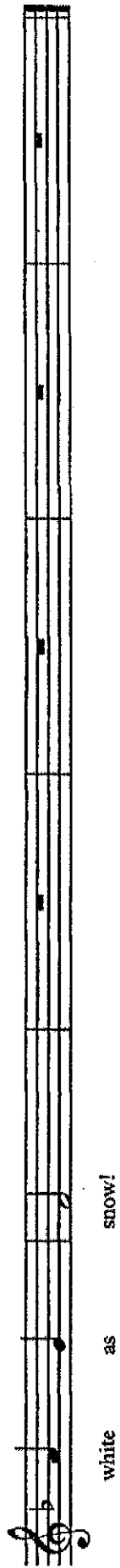
Nursery Rhyme

*Purple Belt*  
*Level 2*

Recorder

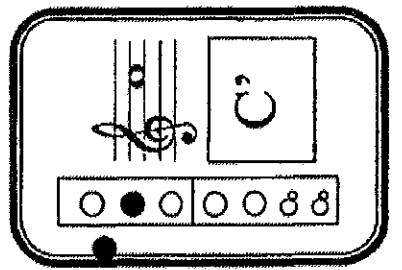
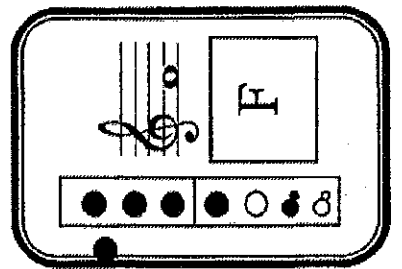


Ma ry had a lit tle lamb, lit tle lamb, lit tle lamb, lit tle lamb, Ma ry had a lit tle lamb, its fleece was



white as snow!

New notes:





# Skip to My Lou

## Blue Belt

Folk Song

Recorder

Flies in the but-ter milk, Skip to my Lou, Flies in the but-ter milk, Flies in the but-ter milk,

Skip to my Lou, Skip to my Lou my dar - ling. Lou, Lou, Skip to my Lou. Lou, Lou, Skip to my Lou.

Lou, Lou, Skip to my Lou, Skip to my Lou my dar - ling.

New note:

A diagram of a recorder's keys: the left hand has keys for C, D, E, and F; the right hand has keys for G, A, B, and C. A box to the right shows a treble clef staff with a flat sign on the second line (B) and the letter 'B' with a flat symbol.

A treble clef staff with a flat sign on the second line. An arrow points to the flat sign.

Key  
Signature

The flat sign on the "B" line tells you that every "B" in the piece of music is B-flat.

# Sidewalks of New York

## Red Belt

Folk Song

Recorder

East side, west side, all a - round the town, - The tots sing "Ring - a Ro - sie,"

"Lon - don Bridge is Fall - ing Down." \_\_\_\_\_ Boys and girls to - ge - ther, \_\_\_\_\_ Me and Ma-mie O'

Rourke - - - Trip the light - fan - tas - tic on the side - walks of New York. \_\_\_\_\_

**Key Signature**

The *sharp* sign on the "F" line tells you that every "F" in the piece of music is F-sharp.

**Time Signature** - in 3/4 time, there are 3 beats three beats in each measure, and the quarter note gets one beat.

Count: 1 2 3

**A tie** combines the value of two notes of the same pitch.

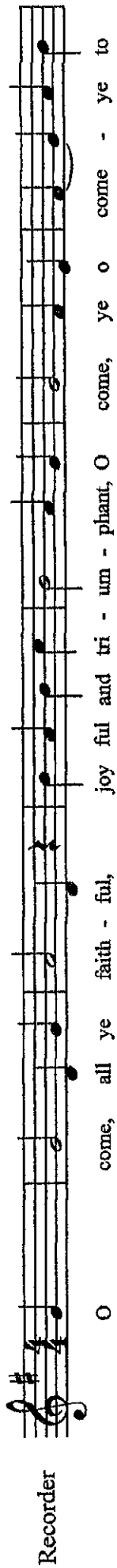
3 + 3 = 6  
Hold for 6 beats.

# O Come All Ye Faithful

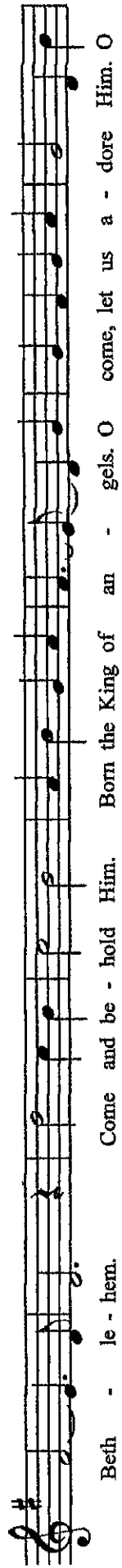
## Brown Belt

Christmas Carol


Recorder




O come, all ye faith - ful, joy ful and tri - um - phant, O come, ye o come - ye to



Beth - le - hem. Come and be - hold Him. Born the King of an - gels. O come, let us a - dore Him. O




come let us a - dore Him. O come let us a - dore Him - Christ - the Lord



Key Signature

The sharp sign on the "F" line tells you that every "F" in the piece of music is F-sharp.



Slur - play the two notes without tonguing between.

# God Bless America

## Black Belt


### Level 2

Irving Berlin

Recorder

God, bless A mer i ca, land that I love. Stand be side her, and guide her through the night with a light from a bove. From the moun tains, to the prai ries, to the o cean, white with foam, God, bless A mer i ca, my home, sweet home. God, bless A mer i ca, my home, sweet home.

Dotted eighth-sixteenth note pattern:



Count: 1(e &) a

The dotted eighth note is equal in duration to three sixteenth notes